

# Blackboard Vista

Presenter: Jeff Kurtz

itsinfo.tamu.edu

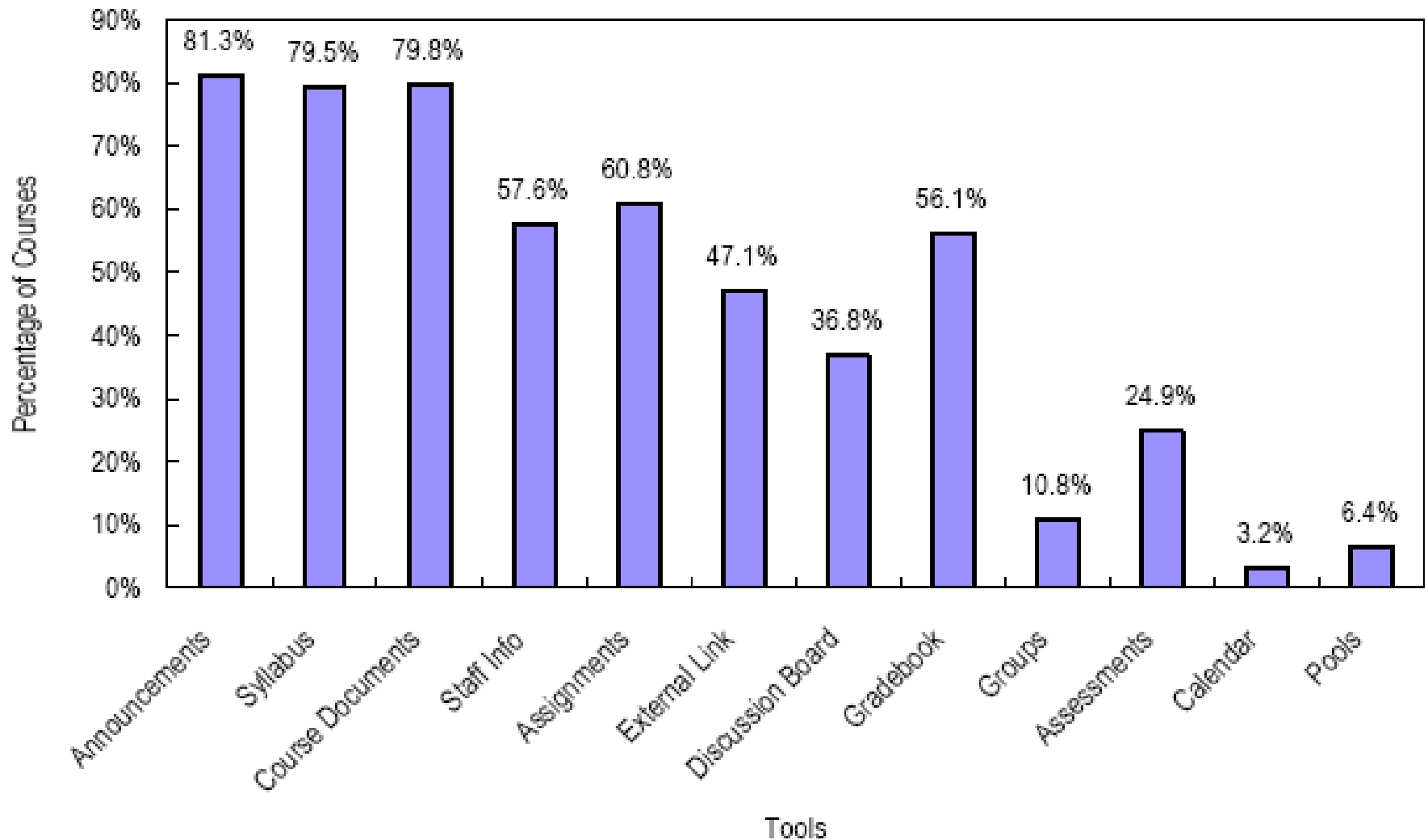
[its@tamu.edu](mailto:its@tamu.edu)

862-3977

# Why is a LMS Important?

- Instructor challenges
- Achieving results with today's students

# LMS Benefits



**What can  
Blackboard Vista  
do for me?**

# Benefits of using Bb Vista

- Organize your class material.
- Save time, paper and printing.
- Deliver and manage assignments and assessments.
- FERPA compliant grade book.
- Integrates with third party software such as Turn it in, CPS and others.

# Step 1: Request your Section

TAMU VISTA Administration Content Manager

Welcome, Jeff Kurtz . Today is October 22, 2008 3:41 PM GDT.




### Campus Bookmarks

- [Upgrade Java Virtual Machine](#)
- [Blackboard Vista Known Issues](#)
- [TAMU Library](#)
- [TAMU Writing Center](#)
- [TAMU Galveston Library](#)
- [Student eLearning Orientation](#)
- [Blackboard Vista Section Management Tools](#)

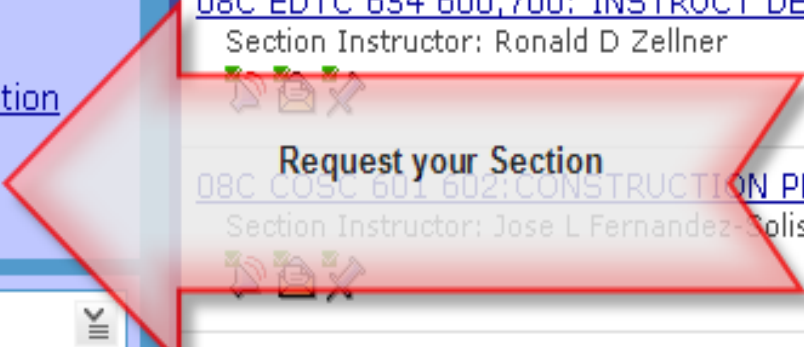
### Personal Bookmarks

You currently have no bookmarks.

### Course List

|   |
|---|
| <a href="#">08A BUSN 289 903: SPTP INTGRT WRKLIF COMPS</a><br>Section Instructor: Roemer Maarten Sander Visser<br> |
| <a href="#">08C EDTC 654 600,700: INSTRUCT DESIGN TECH</a><br>Section Instructor: Ronald D Zellner<br>             |
| <a href="#">08C COSC 601 602: CONSTRUCTION PRACTICES</a><br>Section Instructor: Jose L Fernandez-Solis<br>       |
| <a href="#">JK For Testing Purposes Only</a><br>Section Instructor: Jeff Kurtz  |

**Request your Section**



# Bb Basics: Files & Folders

The screenshot displays the Blackboard user interface. At the top, there are three tabs: "Build", "Teach", and "Student View". Below the tabs, the current location is indicated as "Home Page". A toolbar contains three main actions: "Add File", "Create Folder", and "Add Content Link". The main workspace shows a collection of items:

- Podcasts**: Represented by a folder icon.
- Clickers CPS**: Represented by a folder icon.
- Group Sign-up Sheet**: Represented by a document icon with a pencil and a group of people. Below the title is the text "First come first serve."
- Camtasia**: Represented by a folder icon.
- APA (Hidden)**: Represented by a document icon.
- Multimedia Design Workshop**: Represented by a folder icon.
- StudyMate Examples**: Represented by a folder icon.

A vertical toolbar on the left side of the interface contains various icons for navigation and content management, including a home icon, a search icon, a calendar icon, a chat icon, a pencil icon, a folder icon, a globe icon, a group icon, and a refresh icon.

# Bb Basics: Grade Book

## Grade Book

Create Column ▾

Import from Spreadsheet

Reorder Columns

Grade Book Options ▾

Grades

Members

View All

Custom View

SCORM Grades

| <input type="checkbox"/> | Last Name ▾<br>Alphanumeric ↑ | First Name ▾<br>Alphanumeric | User ID ▾<br>Alphanumeric | Role ▾<br>Alphanumeric               | Midterm ▾<br>Calculated | Final ▾<br>Calculated  | Test 221 ▾<br>Quiz (out of 11) | Cour<br>Numer<br>(out of |
|--------------------------|-------------------------------|------------------------------|---------------------------|--------------------------------------|-------------------------|------------------------|--------------------------------|--------------------------|
| <input type="checkbox"/> | ▾ Kurtz                       | Jeff                         | jeff_kurtz-tamuadmin      | Section Designer, Section Instructor |                         |                        |                                |                          |
| <input type="checkbox"/> | ▾ Kurtz                       | Jeffrey G                    |                           | Section Designer, Section Instructor |                         |                        |                                |                          |
| <input type="checkbox"/> | ▾ Student 74431674            | Demo                         | webct_demo_74431674       | Student                              | <a href="#">^85.00</a>  | <a href="#">^90.00</a> | <a href="#">^80.00</a>         | <a href="#">^10</a>      |
| <input type="checkbox"/> | ▾ Workshop                    | ITS                          | itsworkshop_              | Student                              | <a href="#">^93.00</a>  | <a href="#">^75.00</a> | <a href="#">^90.00</a>         | --                       |
| <input type="checkbox"/> | ▾ Workshop01                  | ITS                          | itsworkshop01_            | Student                              | <a href="#">^75.00</a>  | <a href="#">^80.00</a> | <a href="#">^75.00</a>         | 9                        |
| <input type="checkbox"/> | ▾ Workshop02                  | ITS                          | itsworkshop02_            | Student                              | <a href="#">^100.00</a> | <a href="#">^82.00</a> | <a href="#">^90.00</a>         | 10                       |
| <input type="checkbox"/> | ▾ Workshop03                  | ITS                          | itsworkshop03_            | Student                              | <a href="#">^80.00</a>  | <a href="#">^91.00</a> | <a href="#">^98.00</a>         | <a href="#">^70</a>      |
| <input type="checkbox"/> | ▾ Workshop04                  | ITS                          | itsworkshop04_            | Student                              | <a href="#">^90.00</a>  | <a href="#">^77.00</a> | <a href="#">^77.00</a>         | 8                        |
| <input type="checkbox"/> | ▾ Workshop05                  | ITS                          | itsworkshop05_            | Student                              | <a href="#">^95.00</a>  | <a href="#">^94.00</a> | <a href="#">^76.00</a>         | --                       |
| <input type="checkbox"/> | ▾ Workshop06                  | ITS                          | itsworkshop06_            | Student                              | <a href="#">^96.00</a>  | <a href="#">^86.00</a> | --                             | --                       |

# Additional Features

Build Teach **Student View** ITS







**Course Tools**

- Course Content
- Announcements
- Assessments \*
- Assignments
- Calendar
- Chat
- Discussions \*
- Mail
- Syllabus
- Web Links
- Roster

**My Tools**

- My Grades \*

Your location: **Home Page**

|   |                              |  |                                    |   |  |
|---|------------------------------|--|------------------------------------|---|--|
|  | <a href="#">Podcasts</a>     |  | <a href="#">Camtasia</a>           |  | <a href="#">Multimedia Design Workshop</a>                     |
|  | <a href="#">Clickers CPS</a> |  | <a href="#">StudyMate Examples</a> |  | <a href="#">Group Sign-up Sheet</a><br>First come first serve. |

# 3<sup>rd</sup> Party Software

- Turn it in
- CPS
- Etc.

# Where to go for Help?

- <http://itsinfo.tamu.edu> Online Manuel
- Help – located within Bb Vista
- ITS – [its@tamu.edu](mailto:its@tamu.edu), 862-3977

# Q&A

- Questions?

# Blackboard Vista

Presenter: Jeff Kurtz

itsinfo.tamu.edu

[its@tamu.edu](mailto:its@tamu.edu)

862-3977