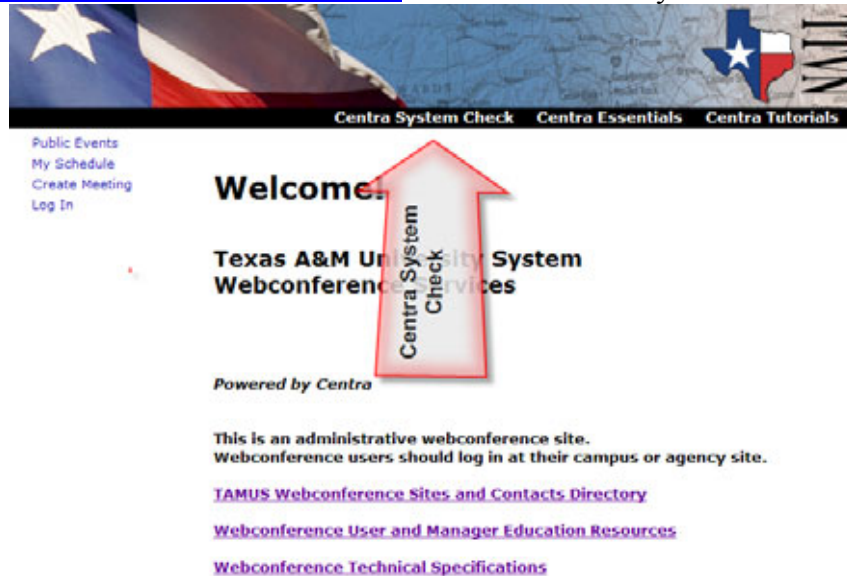


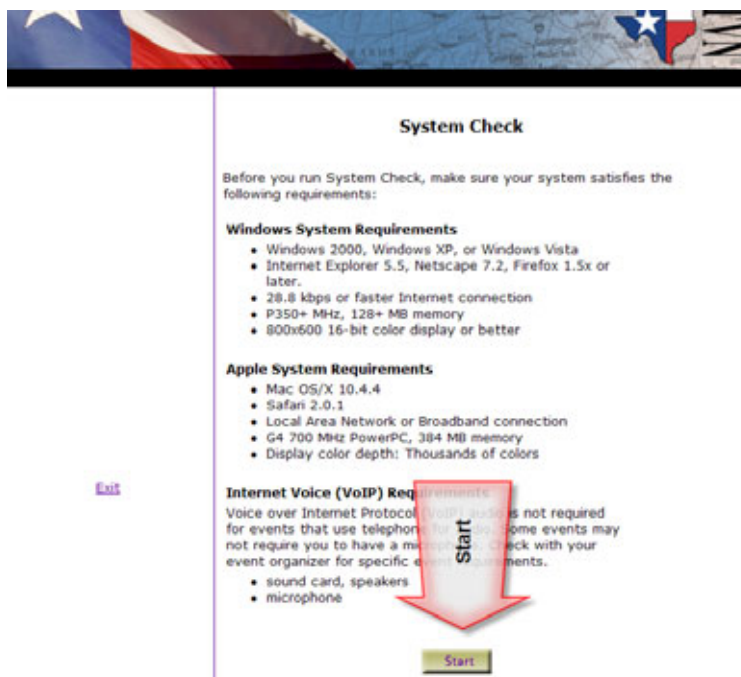
Centra Pre-Event System Check

Prior to joining an event you can test your computer's ability to run Centra by following these simple steps.

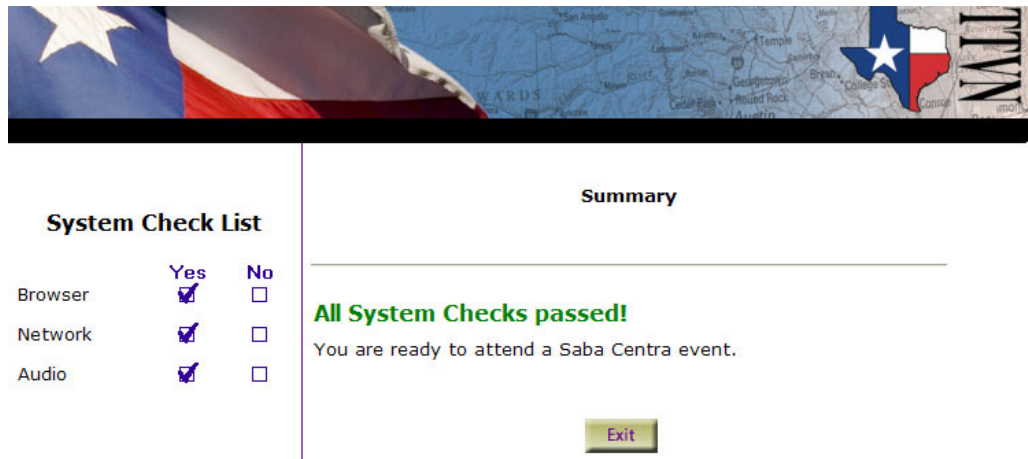
1. Go to <http://webconference.tamus.edu/main> and select Centra System Check



2. Window will open titled System Check. Technical requirements will be displayed. Choose "Start."



3. Follow prompts, which will take you through browser, network, and audio checks.



The image shows a system check interface. At the top is a banner with a Texas flag, a map of Texas, and the TAMU logo. Below the banner is a 'System Check List' table and a 'Summary' section.

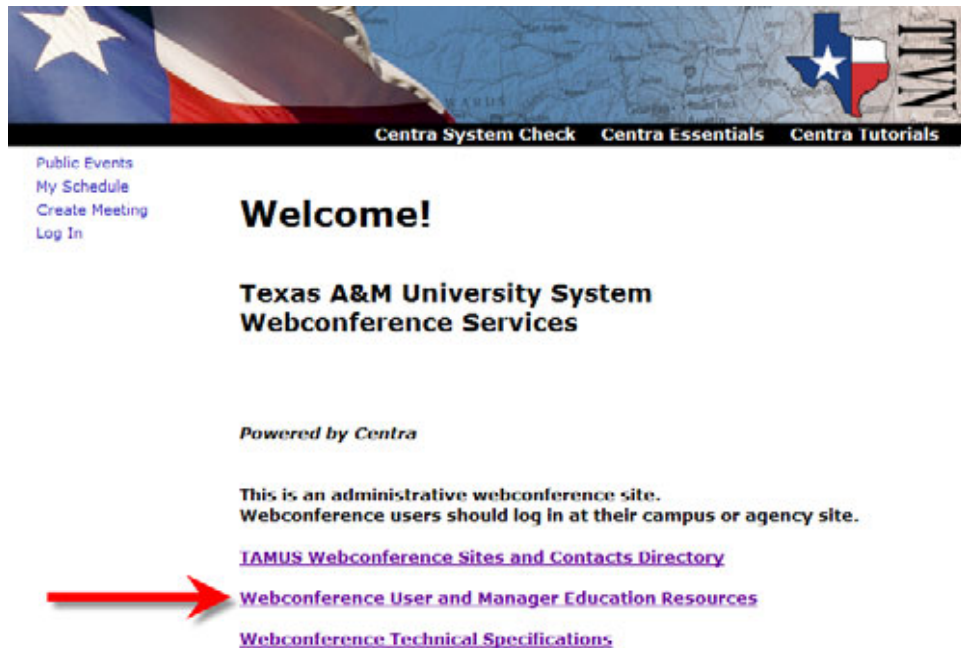
	Yes	No
Browser	<input checked="" type="checkbox"/>	<input type="checkbox"/>
Network	<input checked="" type="checkbox"/>	<input type="checkbox"/>
Audio	<input checked="" type="checkbox"/>	<input type="checkbox"/>

Summary

All System Checks passed!
You are ready to attend a Saba Centra event.

[Exit](#)

4. Additional material can be found at <http://webconference.tamug.edu/> such as instructor and user guides.



The image shows a 'Welcome!' page for Texas A&M University System Webconference Services. It features a banner with a Texas flag, a map of Texas, and the TAMU logo. Below the banner are navigation links for 'Public Events', 'My Schedule', 'Create Meeting', and 'Log In'. The main heading is 'Welcome!' followed by 'Texas A&M University System Webconference Services'. Below this is the text 'Powered by Centra' and a message: 'This is an administrative webconference site. Webconference users should log in at their campus or agency site.' There are three links: 'TAMU Webconference Sites and Contacts Directory', 'Webconference User and Manager Education Resources' (highlighted with a red arrow), and 'Webconference Technical Specifications'.

[Public Events](#)
[My Schedule](#)
[Create Meeting](#)
[Log In](#)

Welcome!

Texas A&M University System Webconference Services

Powered by Centra

This is an administrative webconference site.
Webconference users should log in at their campus or agency site.

[TAMU Webconference Sites and Contacts Directory](#)

[Webconference User and Manager Education Resources](#)

[Webconference Technical Specifications](#)